

INSTALLATION AF AUTODESK REVIT

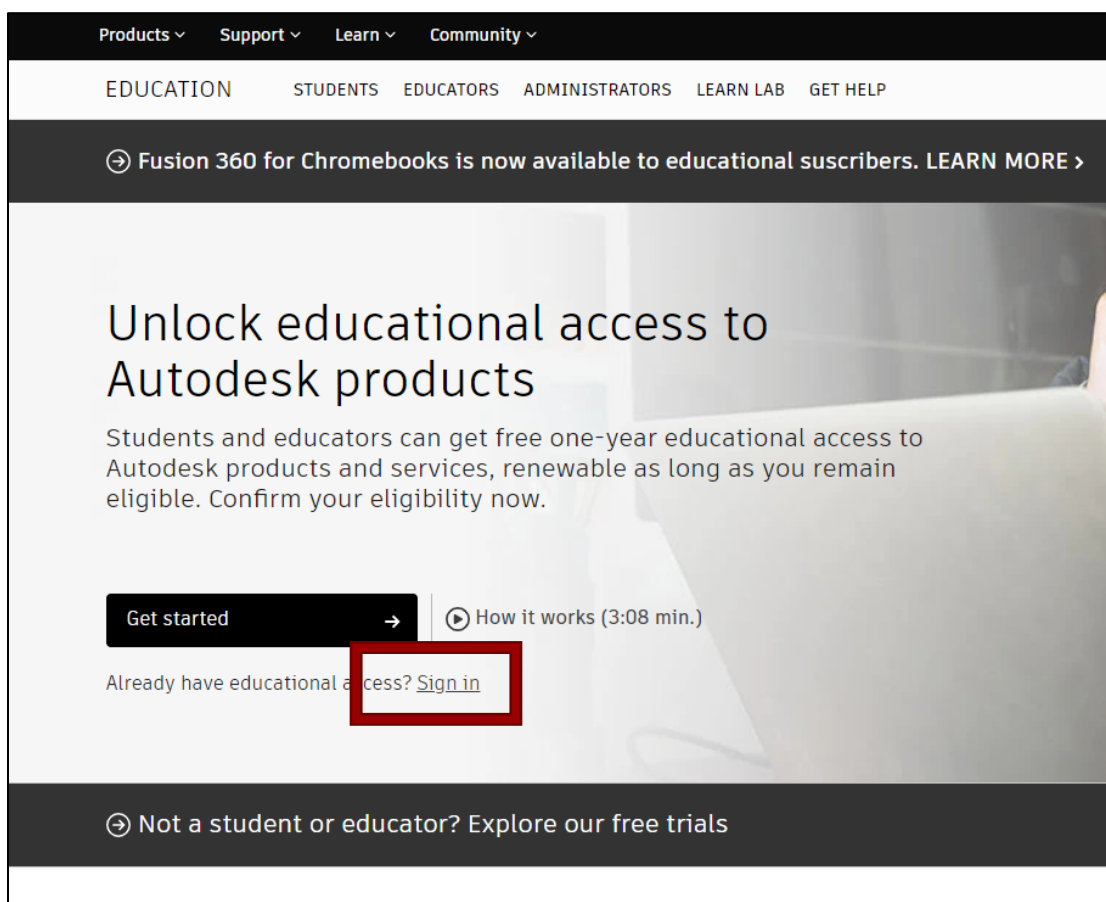
INDHOLD

Revit installation.....	1
Support ved manglende kode.....	4
Licens til studerende.....	5

REVIT INSTALLATION

1. Revit hentes via:

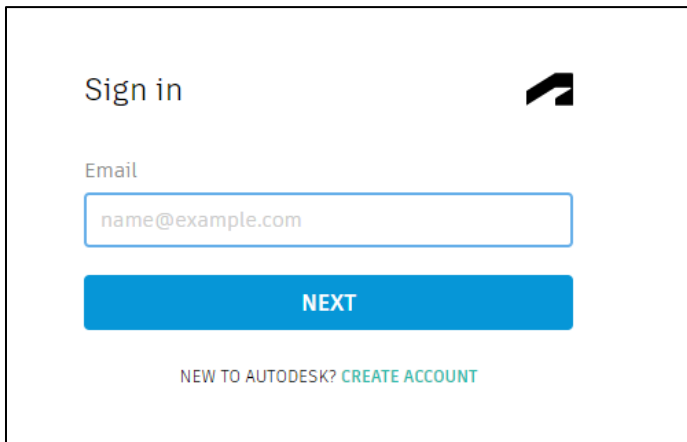
<https://www.autodesk.com/education/free-software/revit>



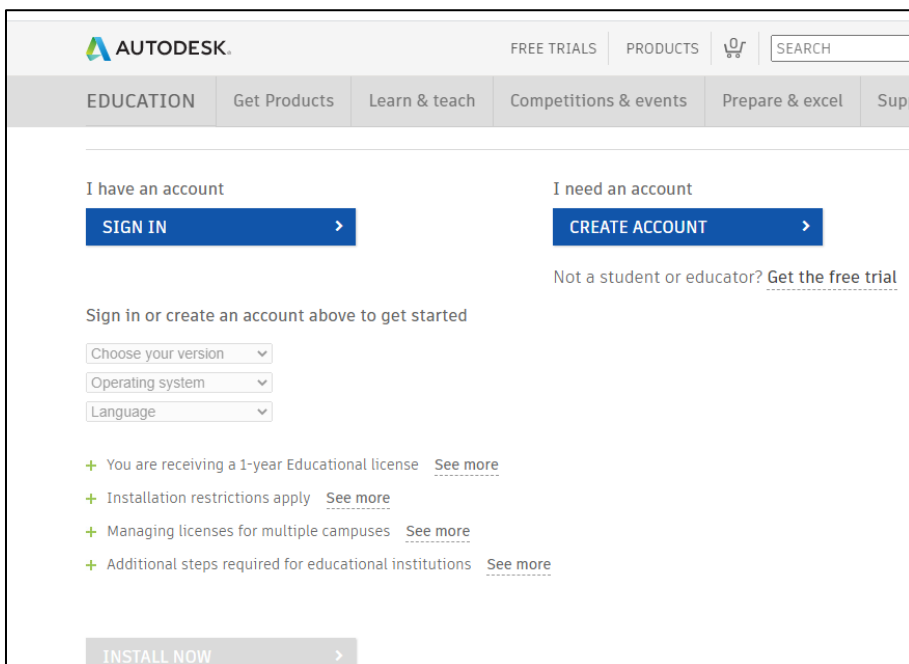
Vigtigt! Log på med din DTU konto: studienummer@student.dtu.dk

Hvis du ikke er oprettet hos Autodesk i forvejen, skal du oprettes ved at klikke på Create Account og følge trinene på skærm. Du skal få Autodesk til at validere/ bekræfte før du kan logge ind og hente Revit programmet.

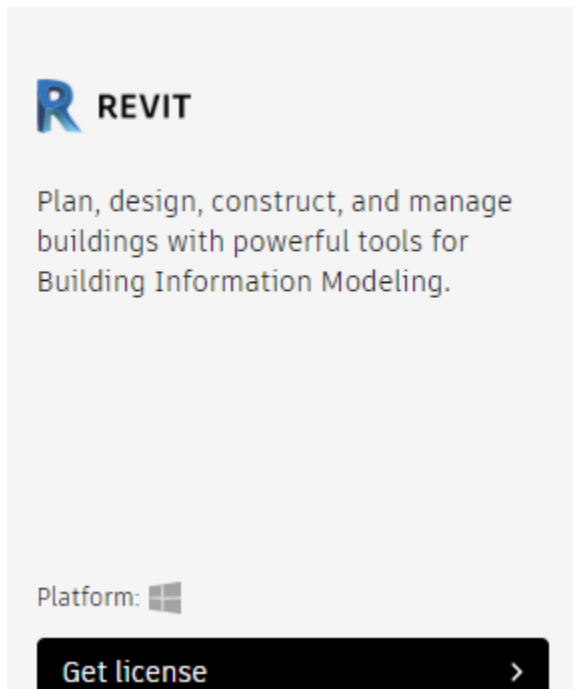
2. Log på



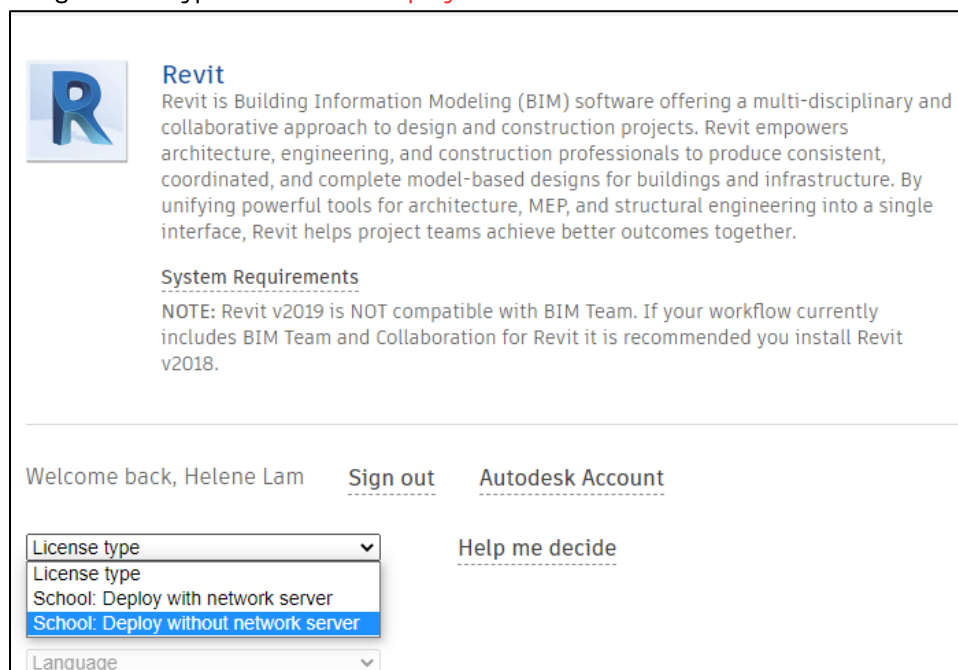
3. I de tre rullemenuer vælges version, operating system samt language (sprog)




4. Vælg Revit → Get license



5. Vælg License type med **School: Deploy without network server**



6. Efter du har udfyldt "Choose your version", "Operating system" og "Language" dukker det op med Serie nummer og Produkter Nøgle

Welcome back,  [Sign out](#) [Autodesk Account](#)


School: **Deploy without network serve** ✓ [Help me decide](#)

Revit 2021 ✓ [Includes a free maintenance plan](#)

Windows 64-bit ✓

English ✓

Serial number: 569-69905585

Product key: 829M1 

Files size: 15.73 GB

Authorized usage: Install on up to 1,250 devices. No network server required

Du får også samtidig **serienummer** og **produktnøgle** i din mail (student mail)

7. Tryk på Download Now

▲ An email containing the license information has been sent to you. If you do not see the email in your inbox, please check your SPAM or JUNK folder. For other ways to find your license information see ["Find Serial Numbers & Product Keys for Educational Licenses"](#).

- + You are receiving a 1-year Educational license [See more](#)
- + Installation restrictions apply [See more](#)
- + Managing licenses for multiple campuses [See more](#)
- + Additional steps required for educational institutions [See more](#)

DOWNLOAD NOW ▾

Derefter installeres program Revit.

SUPPORT VED MANGLENDE KODE

For problemer installation af Autodesk Revit: kode manglende skal der skrives til Autodesk på linket herunder:

Supportkontakt:

<https://www.autodesk.com/education/support/edu-contact-us-form>

LICENS TIL STUDERENDE

For licens til studerende skal du anvende din DTU mail

<https://knowledge.autodesk.com/customer-service/account-management/education-program/who-can-join>